

Good Morning
Welcome



LAST MILE COLD CHAIN SOLUTION

Cold Chain Logistics Services

ICE offers cold chain transportation solution for businesses who need to **ship fresh, chilled, and frozen goods**. Your sensitive freight needs the utmost care to preserve its quality and we are here to deliver for you better.

Our fleets are equipped with **two chambers, frozen (up to -20 °C) and chilled (0-5°C)** to ship your products at once.

ICE Initial Services for 2023:*

- **Less Than Truckload (LTL)**
- **Full Truckload (FTL)**



**) ICE 2023 initial route and schedule will serve greater Jakarta area (JABODETABEK) and limited Intercity Destinations*

ICE Supporting Partners



Est. 1983

Type of Business :
Finance Company

PT. Dipo Star Finance (DSF) is the Leading Automobile Finance Company in Indonesia with services of Finance Lease, Operating Lease, Sales & Lease Back, Installment Financing for Automobiles with branches and supporting services in all major cities in Indonesia

DSF is supporting sales of Mitsubishi Motors and Mitsubishi Fuso products through its finance.



PT.MITSUBISHI LOGISTICS INDONESIA

Est. 1993

Type of Business :
Warehousing and Cold Storage

P.T. Mitsubishi Logistics Indonesia (MLI) is a subsidiary of Mitsubishi Logistics Corporation, the leading warehousing & cold storage company in Japan with international presence and services.

MLI provides customers with high quality of warehousing (temperature-controlled storage, refrigerated delivery, food-grade conditions) and distribution services through over 130 years of experience in Japan.



Est. 2013

Type of Business :
International Transportation, Land Transportation, Customs Clearance, Export Import

Another Subsidiary of Mitsubishi Logistics Corporation Japan in Indonesia.

DFI handles mostly all international/domestic land transportation both dry and refrigerated cargo, freight forwarding, export import, and customs clearance.

Mitsubishi Logistics Indonesia Cold Storage

Proper cold storage warehouse with multi temperature rooms and reliable Service

Strategically located in Cibitung, Bekasi as the Hub of distribution center & factory in West java

5 KM away from Cibitung toll – gate (west java)



Our Supporting Facilities

Mitsubishi Logistics Indonesia Cold Storage



ICE Less Than Truckload (LTL) & Consolidation Services



What is LTL and Why it might work for your business?

ICE Less Than Truckload (LTL) shipment is used for transporting small shipment cargo or when your shipment does not require the use of an entire truck .

When you use LTL shipment, you pay only for the portion of a standard full truck, where you share the unoccupied spaces with other customers.

No Need to pay for the Full Truck Fee, Choose LTL for small shipment loads and save more



What is LTL and Why it might work for your business



**Smaller
Delivery ?
Why not.**


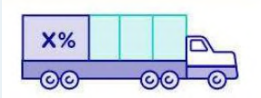




ICE LTL service provide lower order size, with lower order size :

Improved cash flow: When order size of the product delivery are managed well, ICE LTL service can help you to have a healthier & more predictable cash flow.

Lowered inventory costs: Customers can buy from Suppliers with Lower Minimum Order Quantity. This translates into higher inventory turnover.

More responsive to demand: Demand variability and inventory planning are fundamental. By having agility & flexibility to ship “what is needed” gives you much more efficiency to respond customer’s demand.

ICE LTL vs. Others

	Other Cold Chain Logistics	ICE
Definition	<p>Full Truck Load (FTL)</p>  <p>The shipment occupies the whole truck</p>	<p>Less-than-truckload (LTL)</p>  <p>The shipment shares the truck with other's shipments</p>
Costing	 <p>Chartering whole truck</p>	 <p>Higher of actual or volumetric weight</p>
Schedule	Flexible Timing	Follows fixed schedule
Multiple Stops	 <p>Can go straight to destination</p>	 <p>Stops at Transit Hub for sorting</p>

Industries who need our services



Fruits and Vegetables



Floriculture



Meat and Marine Products



Pharmaceutical Products

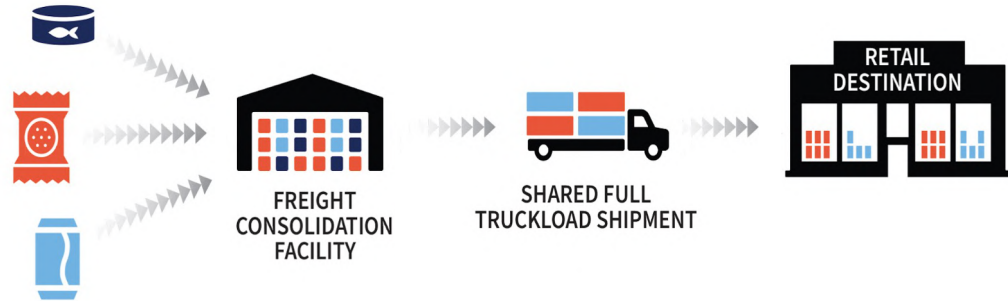


Dairy Products



Ice Cream Sector and Confectionery

We save your time and money!



Our main terminal hub at Mitsubishi Logistics Indonesia in MM2100 Industrial Estate, will be the cross-docking place for storing your in-transit refrigerated and frozen goods with high quality handling and care.

What is considered small freights & suitable for LTL Shipment



Any shipment
with weight less
than 1.000 kg or
less than 1 pallet

At this moment,
ICE only accept
frozen &
refrigerated
products

You only need to
ship some
products
without the need
to fill up entire
space of a truck

We're **ALL IN** for

- * Small Businesses
- * Mid-Size Businesses
- * FMCGs
- * Pharma Company

LTL Shipment Process

The supplier readies their freight to ship



The ready freight is loaded onto a truck



and taken to a consolidation center



where the shipment gets loaded onto another carrier other shipments headed in the same direction



The freight is sent to its destination once it arrives



How it works ...

We will combine your shipment with shipments from other shippers.

- * The truck will stop at the Terminal Hub between the origin and destination.

- * You may choose your goods to be picked up or deliver it directly to our Terminal Hub

- * Your freight will be handled several times as it transfers from one truck to another

- * For this refrigerated cargo, transit times are determined by fixed delivery routes and schedules

- * Usually it takes +1 day for your cargo to reach final destination in Greater Jakarta area, +2 - 3 days for intercity in Java Island, and more days for outer Java.

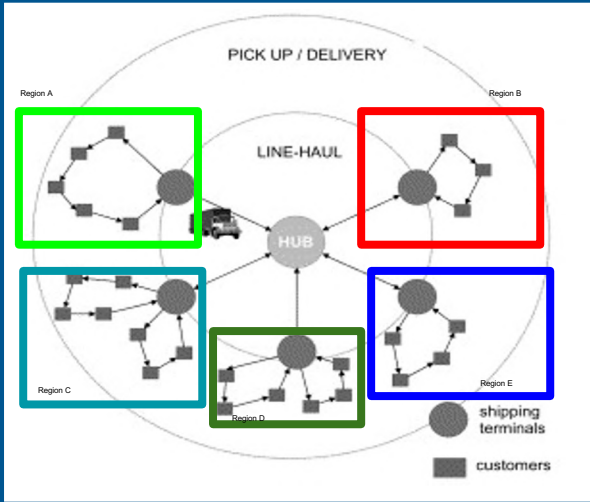
- * For more time-sensitive and dedicated cargo, we also offer full truck delivery (FTL) services



Business Model

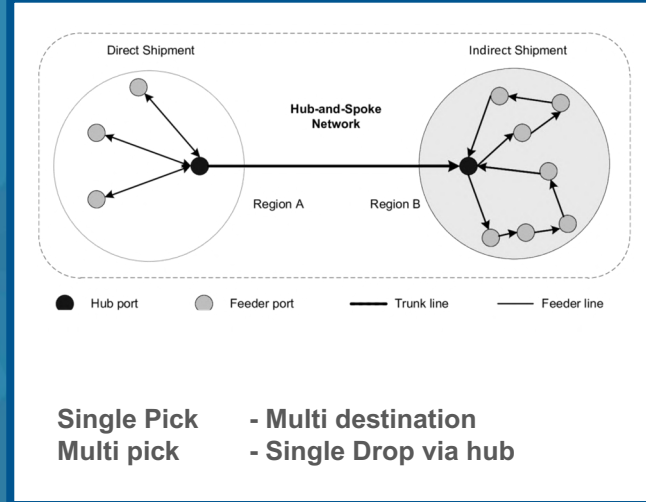
ICE LTL CONSOLIDATION SERVICE

Pick Up/ Delivery Via Hub- Direct /Indirect
(Multi pick - Multidrop, scheduled delivery)



ICE MULTI-HUB LTL- DELIVERY SERVICE

Pick Up/ Delivery Via Hub - Direct
(Multipick - Single Drop, Single Pick - Multi Drop)



We provide end-to-end (E2E) solutions for your cold-chain distributions & fulfillment process through ICE LTL Service, Multi-pick, Multi-drop, Scheduled-delivery & consolidations for both inner-city and outer-city delivery with reliable schedule, secure & safe delivery and handling operation.

PROBLEM

Shipping is so expensive!
Why do I need to pay
that much ?



**Capacity,
Cost, and
Timing
Inefficiency**

Most of the time, shipper need to pay unused cargo space that they do not need

The shipping price is determined by the size of the truck being used, so it won't be cost effective when there is not enough cargo to fill the entire truck

High warehouse cost to bear for piling up inventories and stocks



Solution with ICE LTL services



1. Never Pay For Your Unused Cargo Space

Don't waste your money on paying to run half-filled delivery trucks. With ICE LTL shipping, your shipment will be combined with other deliveries. So, you'll save money without having to handle the logistics

2. Reduce Warehouse Costs

Since you can send more shipments when you use ICE LTL shipping, you won't need to stockpile as many products at one time. This reduces your warehousing requirements and creates additional savings every month for your company.

3. Get Better Shipping Rates

The lowest rates are typically reserved for our largest shippers. But when businesses use ICE LTL, even the smallest company can get a good shipping quote.

4. Achieve Quicker Delivery Time

In many instances, LTL shipping may actually be a faster and better method for shipping your products. When you use LTL freight, you won't have to wait for customers to place enough orders to fill up an entire truckload before shipping items out.

5. Always Know The Location Of Your Shipment

ICE uses top of the line tracking systems so you and your customers can keep your eyes on the progress of the shipment both location and temperature anywhere, anytime.

ICE LTL ADVANTAGES



Cost-efficient

Since your cargo only uses a small portion instead of the whole space in a truck, that's what you only pay for.



Flexibility

We offer dual zone temperature chamber in a truck, frozen and chilled temperature, so you can mix-match and combine altogether your shipment accordingly



Ability To Ship Smaller Quantities

You don't have to wait for your production to output 1 Ton (1000 kg) of product before you can ship out inventory. Smaller volumes that you can send out immediately means faster turnaround times and more sales



Easy to track:

Shipments are trackable because they are handled and marked in several points during transit, You can know its current location and its temperature in real time anywhere anytime



Protect your cargo with our Insurance

ICE works together with Tokio Marine Insurance for making sure customers cargo can be safely insured from any thefts, accidents, and any force majeure events



TOKIO MARINE

Service You Can Count On!

ICE is changing the LTL (less-than-truckload) for refrigerated and frozen industry by making it **easy to ship, fast-transit and economical freight within fix line of services.**

With *point to points coverage, standardized freight space for shipping, one invoice statement, pickup & delivery door-to-door services*, ICE is creating a whole new future for refrigerated and frozen LTL.

You can rely on ICE when you can **trade time for savings without compromising your product quality** with our end-to-end cold chain solutions.

ICE is committed to delivering an easier way to ship for you, regardless the size of your business.



ICE Full Truck Load (FTL) Services



with Dual Temperature Chamber



Full Truck Load

Great for delivering frozen and refrigerated goods in one shipment at once for more time sensitive cargo



2 chambers in a Truck, with precise temperature control

Chilled Chamber :
0 -5 Celsius
Frozen Chamber :
Up To Minus 20 Celsius



Equipped with Tailgate to speed up loading and unloading process



Equipped with GPS for tracking Position & Temperature in Real Time



FTL Shipment Process

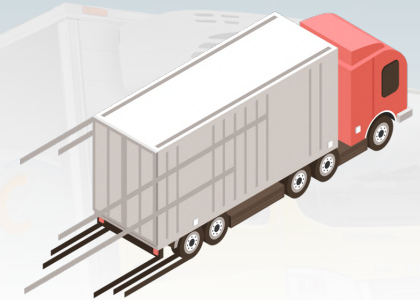
The Company readies their freight to ship



Where the shipment gets loaded onto their own carrier



and delivered to the final destination



ICE FTL ADVANTAGES



Best Rate

Since your cargo occupies full portion of the truck, you can be rest assured of getting the best rate from ICE



Adjusted Temperature Controlled Chamber

We offer frozen, chilled, or fresh temperature chamber in a truck, so you can ship your your cargo according to your desired temperature



Time Saving

If your cargo is time-sensitive cargo, using full truck load shipment is the best solution for your business. The Truck will only pick up and deliver your cargo and not others



High Quality Services

ICE is working together with the best cold chain vendors in the Country to give best quality fleet and services for all our Customers



Easy to track

Shipments are trackable, you can know truck current location and its temperature in real time anywhere anytime.



Protect your cargo with our Insurance

ICE works together with Tokio Marine Insurance for making sure customers cargo can be safely insured from any thefts, accidents, and any force majeure events

Transport Management System



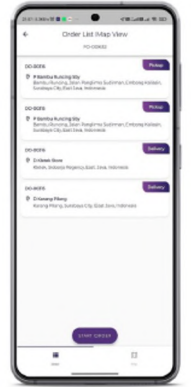
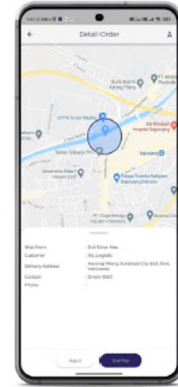
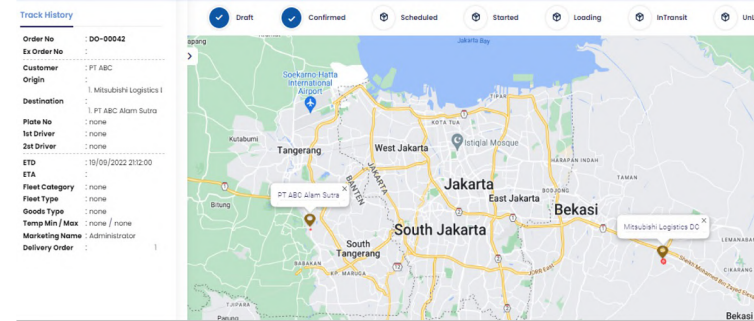
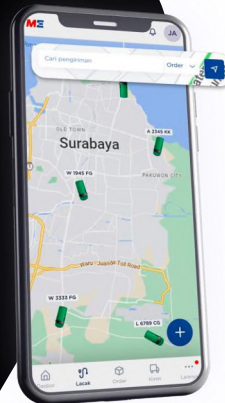
Live TMS

[Transport Management System]

Customer portal to track all your order status

Real-time monitoring for position and temperature for in transit shipment

Access anytime anywhere with Mobile Apps & Web



powered by **McEasy**

A young girl with long brown hair, wearing a light-colored top, is sitting in a shopping cart. She is looking towards a refrigerated display case filled with various products, with her right hand reaching out towards it. The background is a blurred grocery store aisle.

Come Ship With ICE

ICE at-a-glance

ICE focuses on building **last mile delivery** services for **temperature-controlled products**

Our mission is **to deliver excellence in everything we do.** For us, that means we focus on taking care every goods being delivered to our customers

ICE's supporting partners have had decades of experiences and current leaders in the cold chain industry in Indonesia and Globally

Supporting
Partners



PT. MITSUBISHI
LOGISTICS
INDONESIA



ICE provides last mile cold-chain delivery, transportation, and related business services through focused and specialized operation.

Customer deliveries will be fulfilled with commitment to the highest Operational Safety and Quality.

Our activities will be conducted to the highest ethical and professional standards.





+62 811 8809 423 (WhatsApp)
+62 21 2214 3407 (Phone)



www.ice.biz.id



info@ice.biz.id



PT. Indonesia Cakrawala Ekspres
Kawasan Industri MM2100
Jl. Jawa Blok G, Cikarang Barat
Bekasi 17530, West Java
Indonesia



Thank You 